



ISIGABA ESISISISEKO IZAKHONO ZOBOMI

ULWAZI OLUSISISISEKO: ISICWANGCISO SESIFUNDO SENZULULWAZI IBANGA 3	
TAPS: IKOTA 3	Iveki: 5
Isihloko:	Emajukujukwini: Umhlaba Nasemajukujukwini Iinkwenkwezi neePlanethi
Ixesha:	6 iiyure
injongo:	<ul style="list-style-type: none"> • Inzululwazi ifundiswa kusetyenziswa inkqubo yohlolo equka ezi zakhono zi 6: <ul style="list-style-type: none"> ○ Ukuqwalasela ○ Ukuthelekisa ○ Ukwahlulahlula ○ Ukunxibelelana ○ Ukuphanda ○ Ukugqiba umsebenzi ○ Imini nobusuku ○ Amaxesha onyaka
ukunxulumanisa	<ul style="list-style-type: none"> • Ulwimi lwasekhaya - Ukufunda - Ukubhala - Izandi - Upelo - Ukumamela nokuthetha - Isigama
Isifundo: izixhobo zokufunda nokufundisa (LTSM):	<ul style="list-style-type: none"> • Iglowubhu • Onotsheluzo – libhokisi zesiriyeli • imifanekiso – Esikwe kwiimagazini ezindala • Ipowusta yehlabathi (globe), iinkwenkwezi, ilanga, njl.njl.
eResources:	<ul style="list-style-type: none"> • ePortal URL (Ifayile yezixhobo Izakhono zobomi)for Life Skills resource file • Video URLs: <ul style="list-style-type: none"> - Yintoni iinkwenkwezi? <p>https://www.youtube.com/watch?v=ZrS3Ye8p61Y</p> <ul style="list-style-type: none"> - Ividiyo yenzululwazi yeenkwenkwezi: Ukujonga emajukujukwini

	<p>https://www.youtube.com/watch?v=Ezi5mpVeYZw</p> <ul style="list-style-type: none"> - Isifundo sesixokelelwano selanga sabantwana Ndifunda ngeplanethi, linkwenkwezi, igalaksi <p>https://www.youtube.com/watch?v=h5bVZTpVxy4</p> <ul style="list-style-type: none"> - Umbongo ngeplanethi(ingoma) <p>https://www.youtube.com/watch?v=Py1Uh6MDv78</p> <ul style="list-style-type: none"> - Ingoma ngeplanethi <p>https://www.youtube.com/watch?v=noiwY7kQ5NQ</p> <ul style="list-style-type: none"> - Ingoma ngeplanethi/Ingoma ngesixokelelwano selanga <p>https://www.youtube.com/watch?v=mQrlgH97v94</p> <ul style="list-style-type: none"> - Umbongo ngamajukujuku – Ibhola yomqhaphu Imibongo yabantwana <p>https://www.youtube.com/watch?v=EBXHjeWwzQY</p> <ul style="list-style-type: none"> • Umbongo omfutshane: Emajukujukwini <p>https://www.youtube.com/watch?v=2kdtMuHUZNw</p>
<p>Intshayelelo:</p>	<p>Esi sifundo senziwa ngamanqanaba. Inokuba yiprojekthi enokwenziwa ngabafundi ze bayibonise kwitshati, ikostina okanye izinto eziphathekayo -3D, zinokuxhonywa kwisilingi zakuba zigqityiwe.</p> <ul style="list-style-type: none"> • Utitshala ubuza imibuzo ukukhangela ulwazi abanalo abafundi malunga nasemajukujukwini, ukusukela apho bakhoyo abafundi (kwiplanethi engumhlaba). • Kuxoxwa ngokufumaneka emhlabeni, imilambo, ulwandle, isibhaka-bhaka, iintaka, imithi, iilwandle, izilwanyana zaselwandle njl.njl. • Ingxoxo malunga nokuba ingaba umhlaba kuphela kweplanethi ekhoyo na. Ewe/ Hayi zeziphi abakha beva ngazo? <p>Abafundi bayalelwa ukuba bahambe bayokwenza ulwabo uphando malunga neplanethi umhlaba</p>

	<p>nasemajukujukwini baze babhale izinto ezinomdla/iinkcukacha ngezi planethi.</p> <ul style="list-style-type: none"> • Utitshala wazisa iglowubhu kubantwana. Utitshala ubuza le mibuzo: <ul style="list-style-type: none"> - Yintoni le? - Ikhangeleka okwantoni? - Imile okwantoni? - Biza izinto ezimbalwa ezinale milo. - Ubona eyiphi imibala? - Ucinga ukuba umbala ngamnye umele ntoni? (Luhlaza-umhlaba, Zuba-ulwandle. Mhlophe-amafu) - Utitshala usebenzisa lo msebenzi ukukhuthaza abantwana ukuba bathabathe inkxaxheba kwisifundo.
<p>Isifundo: Umxholo/likhonsepthe / Izakhono CAPS</p> <p>Makufundiswe /kuncediswe/kuxhaswe...)</p> <div data-bbox="272 1153 418 1312" data-label="Image"> </div> <p>Ngeli xesha</p> <p>leCOVID lumka ungavumeli ukubamba – Utitshala unokubonisa ngokwakhe</p>	<p>EMAJUKUJUKWINI:</p> <ul style="list-style-type: none"> • Umhlaba xa ujongwe emajukujukwini • likwenkwezi neePlanethi - Umhlaba yibhola enkulu okanye ingqokumba esiphila kuyo. Yonke enye into ewungqongileyo siyibiza ngokuba ngamajukujuku, okanye yintungelwano yendalo yonke. - Ujongeka njani umhlaba xa usemajukujukwini? Umhlaba kuphela kweplanethi apho kukho ubomi okanye kuphilwa khona. - Ujongeka njani umhlaba? Xa usemajukujukwini, Umhlaba ujongeka okwebhasitile elizuba ze libenemitshithi emhlophe. Ezinye iindawo zimdaka, tyheli, luhlaza namhlophe. <p>Umbuzo: Ingaba yintoni le yenzekayo ukuze kubekho ubusuku nemini emhlabeni. Abafundi banokuxoxa beze nezimvo.</p> <p>Ukuba abafundi abezi nazo iikhonsepthe ezimayela nokujikeleza komhlaba, utitshala unokubavumela bajikelezise iglowubhu benenkcazelo yokuyijikelezisa kwintonga yayo.</p> <p>Olu vavanyo lungenziwa kusetyenziswa itotshi neglowubhu ukubonakalisa ukuba icala elinye linokuba nemini elinye ubusuku.</p> <p>Emva koko ingcaciso ngomhlaba ujikeleza ilanga, nokuba umhlaba uwafumana njani amaxesha onyaka.</p>



- Abafundi babukela ividiyo: Solar System Lesson for Kids | Learn about Planets , Stars, Galaxy

<https://www.youtube.com/watch?v=h5bVZTpVxy4>



- I-atmosfera ngumaleko womoya ongqonge umhlaba ebubanzi bungama 120km. ukuba uthabatha uhambo olungaphezu kwama 120km ukusuka kumphezulu womhlaba, ukwisithuba sasemajukujukwini esingaphandle apho ufumana khona ezinye iiplanethi neenkenkwezi.



- iinkwenkwezi ziibhola zegesi ezinobushushu obumangalisayo, njengelanga, kodwa zikude kakhulu kuthi. Kukho izigidi ngezigidi zeenkwenkwezi. Iinkwenkwezi azilingani ngobukhulu. Ilanga yinkwenkwezi ephakathi

ngobukhulu. Yeyona nkwenkwezi ikufutshane enika ukukhanya nobushushu kumhlaba.



Thetha / Xoxa ngeepanethi eziqwalaselekayo kwintungelwano yendalo yonke (kwiyunivesi)

Mercury- eyona planethi incinci, inamatye – akukho mhlaba, iyabila bubushushu okanye ibande okomkhenkce

Venus- ingudade womhlaba kuba isondele ngokulingana kuwo. Inegesi ebizwa ngokuba ngu moya omdaka

Earth – yiplanethi yesithathu ngobukhulu, ikhe ibizwe ngokuba yiplanethi kaNwelezelanga kuba inobushushu obuchanekileyo. Inomhlaba kwaye kukhula nezityalo

Mars - yeyesine. Yiplanethi ebomvu. Iyabanda inamawa.

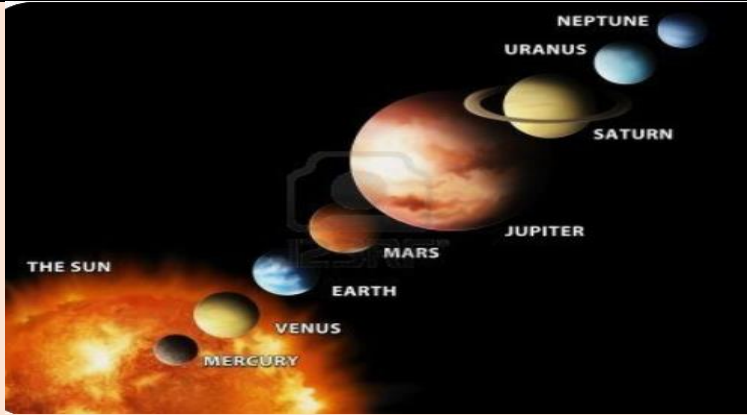
Jupiter yeyesi 5. Yeyona planethi inkulu - iyigesi. Ayinamhlaba, inamaqhekeza omkhenkce nothuli inazo nezikhukula.

Saturn yeyesi 6 – yigesikazi enkulu. Iyadada

Uranus yeyesi 7 - ijikeleza ngamacala. Inamafu azuba. Igesi yiMitheyini

Neptune yeyesi 8

Pluto yeye 9- yeyona incinci, nguthikoloshe weplanethi engasabalelwa ekubeni yiplanethi



- Abafundi babukela ividiyo emalunga neenkwenkwezi (Learners watch the video about stars: Yintoni iinkwenkwezi What Are Stars?)

<https://www.youtube.com/watch?v=ZrS3Ye8p61Y>

- Abafundi bacula iingoma ezimalunga nase majukujukwini Learners sing the songs about space: iingoma nge planethi Planets Song

<https://www.youtube.com/watch?v=noiwY7kQ5NQ>

- Planet Song for Song/Solar System Song

<https://www.youtube.com/watch?v=mQrlgH97v94>

- Space Poem - The Mothball | Poems for Kids

<https://www.youtube.com/watch?v=EBXHjeWwzQY>

- A Short Poem: Space

<https://www.youtube.com/watch?v=2kd+MuHUZNw>

Inkcazelo kumzali:



- Abazali mabancedise abantwana ngo-gugl: Ukujonga umhlaba usemajukujukwini iinkwenkwezi neeplanethi
- Banokuprinta imifanekiso.
- Sika le mifanekiso kwiimagazini ezindala:
 - Imifanekiso engeeplanethi neenkwenkwezi
 - Umhlaba nelanga

Imisebenzi yabafundi:

Ugxininiso
 Ukushwankathela
 nokuhlaziya/
 ukuphonononga/

1. Iphepha lokusebenzela: Imibuzo yenkqubo yelanga
 Worsheet: Solar System Quiz
2. Iphepha lokusebenzela: Iphazili yenkqubo yelanga

/ukwenza/ukunxibelelana



- Worksheet: Solar System puzzle
3. Iphepha lokusebenzela: Umzobo wenkqubo yelanga
 4. Worksheet: Solar System diagram
 5. Yenza isixokelelwano selanga usebenzisa amaphepha amanzisiweyo okanye iibhola zeStayirofomu, iibhola ngamaphepha-ndaba njl.njl.
 6. Bhala ibali elimalunga nemini nobusuku

Uvavanyo:

Le misebenzi ilandelayo ingasetyenziselwa uvavanyo olungekho sikweni ngexesha lesifundo emva kwamathuba aliqela: Sebenzisa izixhobo zovavanyo olungekho sikweni

- lipowusta zesixokelelwano selanga.

Izixhobo:

Le misebenzi ilandelayo ingasetyenziswa kuvavanyo olusesikweni kuze kusetyenziswe irubhrikhi:

- Uxwebhu lomsebenzi: Imibuzo ngesixokelelwano selanga



Resources: Space

Irubhrikhi: Imibuzo ngesixokelelwano selanga

Ikhayitheriya	Uncedo luyafuneka	Uzamile	Wenze kakuhle
Umfundi akakwazanga ukuphendula imibuzo.			
Umfundi uphendule imibuzo eliqela.			
Umfundi uyiphendule yonke imibuzo.			

- Ukuthetha ngesixokelelwano selanga- Bonisa uthethe
- Ibali kwibhodi ngeepanethi
- Ibali kwibhodi ngepanethi engumhlaba

Kuzakusetyenziswa olunye uhlobo lwerubhrikhi



Western Cape
Government

Education

Directorate: Curriculum GET



FOUNDATION PHASE LIFE SKILLS

BEGINNING KNOWLEDGE: NATURAL SCIENCE LESSON PLAN GRADE 3	
TAPS TERM 3	Week: 5
Topic:	Space: Earth from Space Stars and Planets
Time:	6 hours
Objective/ Aim:	<ul style="list-style-type: none">• Natural Science is taught using the process of enquiry which involves 6 basic process skills namely:<ul style="list-style-type: none">○ Observing○ Comparing○ Classifying○ Communicating○ Research○ Complete tasks○ Day and night○ Seasons
Integration	<ul style="list-style-type: none">• Home Language- Reading- Writing- Phonics- Spelling- Listening and speaking- Vocabulary
Lesson: Learning and Teaching material (LTSM):	<ul style="list-style-type: none">• Globe• Flash cards – Cereal boxes• Pictures – Cut out from old magazines

	<ul style="list-style-type: none"> • Posters of the globe, stars, sun, etc.
<p>eResources:</p>	<ul style="list-style-type: none"> • ePortal URL for Life Skills resource file • Video URLs: <ul style="list-style-type: none"> - What Are Stars? <p>https://www.youtube.com/watch?v=ZrS3Ye8p61Y</p> <ul style="list-style-type: none"> - Science Video for Kids: Looking into Space <p>https://www.youtube.com/watch?v=Ezi5mpVeYZw</p> <ul style="list-style-type: none"> - Solar System Lesson for Kids Learn about Planets , Stars, Galaxy <p>https://www.youtube.com/watch?v=h5bVZTpVxy4</p> <ul style="list-style-type: none"> - Planet Poem(song) <p>https://www.youtube.com/watch?v=Py1Uh6MDv78</p> <ul style="list-style-type: none"> - Planets Song <p>https://www.youtube.com/watch?v=noiwY7kQ5NQ</p> <ul style="list-style-type: none"> - Planet Song for Song/Solar System Song <p>https://www.youtube.com/watch?v=mQrlgH97v94</p> <ul style="list-style-type: none"> - Space Poem - The Mothball Poems for Kids <p>https://www.youtube.com/watch?v=EBXHjeWwzQY</p> <ul style="list-style-type: none"> • A Short Poem: Space <p>https://www.youtube.com/watch?v=2kdtMuHUZNw</p>
<p>Introduction:</p>	<p>This lesson is done in stages. This could also be a project that learners can work on later to be presented on a chart, concertina or 3D-objects to be hung from the ceiling – at completion.</p> <ul style="list-style-type: none"> • Teacher poses questions to determine the pre-knowledge of learners about space, starting with where the learners find themselves (planet earth). • Discussion about what is found on earth, rivers, sea, sky, birds, trees, ocean, sea creatures etc.

- Discussion about whether earth is the only planet. Yes/ No which have they heard about?

Learners are asked to go and do their own research about planet earth and space and write some interesting things/facts about these planets.

- Teacher introduce the globe to the learners. Teacher asks questions:
 - What is this?
 - What does it look like?
 - What shape is it?
 - Name a few things with the same shape.
 - What colours do you see ?
 - What do you think does each colour represent?(Green-land, Blue-sea. White-clouds)
 - Teacher use this activity to get children to participate in the lesson.

Lesson: Content / Concepts / Skills CAPS

To be taught /guide/support...)



During COVID be careful about allowing touching – Teacher can do the demonstration

SPACE:

- Earth as seen from space
- Stars and planets
 - The earth is the big ball or sphere on which we live. We call everything around it space, or the universe.
 - What Earth looks like from outer space? Earth is the only planet where life has been found.
 - What Does Earth Look Like? From space, Earth looks like a blue marble with white swirls. Some parts are brown, yellow, green and white.

Question: What happens that causes earth to have night and day. Learners can brainstorm and discuss.

If learners do not bring to the fore concepts of earth rotate, the teacher can allow them to rotate the globe with the explanation of **rotate on its axis**.

The **experiment** can be done with the torch and the globe and how one side of the globe will have night and one side will experience night.

Thereafter the explanation of the **revolving** of the earth around the sun and how earth **experiences seasons**.



- Learners watch the video: Solar System Lesson for Kids | Learn about Planets , Stars, Galaxy

<https://www.youtube.com/watch?v=h5bVZTpVxy4>



- The earth's atmosphere is a layer around the earth that is about 120km thick. If you travel more than 120km from earth's surface, you are in outer space where you will find the other planets and stars.



- The stars are intensely hot balls of gas, like the sun, but very, very far from us. There are billions upon billions of stars. We could never count them all. Stars come in many different sizes. The sun is a medium sized star. It is the closest star which provides light and heat to the earth.



Talk / Discuss about the planets in the observable universe

Mercury- smallest planet, rocky with craters- no earth, it is boiling hot or icy cold

Venus- it is Earth's sister because it is close to Earth's size. It has a gas called carbon dioxide

Earth – is the 3rd biggest planet, called the Goldilocks planet because the heat is just right. It has land and plants can grow

Mars the 4th. It is a red planet. It is cold and rocky.

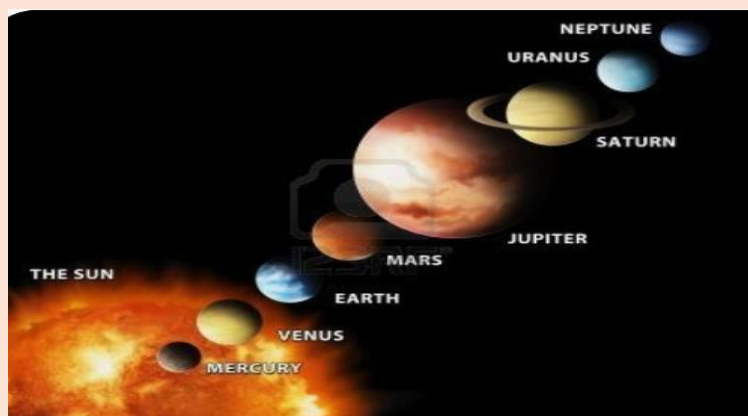
Jupiter the 5th. The largest planet- A gas planet. It has no ground it has ice particles and dust and has storms.

Saturn 6th - is a gas giant. It floats



Uranus 7th - spins sideways. It has blue clouds. Methane gas

Neptune 8th

Pluto 9th- the smallest, a dwarf planet that is no longer counted as a planet



- Learners watch the video about stars: What Are Stars?

	<p>https://www.youtube.com/watch?v=ZrS3Ye8p61Y</p> <ul style="list-style-type: none"> - Learners sing the songs about space: Planets Song <p>https://www.youtube.com/watch?v=noiwY7kQ5NQ</p> <ul style="list-style-type: none"> - Planet Song for Song/Solar System Song <p>https://www.youtube.com/watch?v=mQrlgH97v94</p> <ul style="list-style-type: none"> - Space Poem - The Mothball Poems for Kids <p>https://www.youtube.com/watch?v=EBXHjeWwzQY</p> <ul style="list-style-type: none"> • A Short Poem: Space <p>https://www.youtube.com/watch?v=2kdtMuHUZNw</p>
<p>Parent information:</p> 	<ul style="list-style-type: none"> • Parents must assist learners to google: Earth as seen from space Stars and planets • They can print pictures. • Cut the following pictures from old magazines: <ul style="list-style-type: none"> ○ Pictures about planets and stars ○ The earth and sun
<p>Learner activities:</p> <p>Reinforce consolidation and</p>  <p>revision/ reflect/ /perform/communicate</p>	<ol style="list-style-type: none"> 1. Worksheet: Solar System Quiz 2. Worksheet: Solar System puzzle 3. Worksheet: Solar System diagram 4. Create a solar system using paper-mache or Styrofoam balls, newspaper balls etc. 5. Write a story about night and day

Assessment:

The following activities can be used for informal assessment during lessons after multiple opportunities:
Use informal assessment tools

- Posters of the solar system.

The following formal activities can be used to assess which require a rubric:

- Worksheet: Solar System Quiz

Resources:



Resources: Space

Rubric: Solar System Quiz

Criteria	Support needed	Fair attempt	Good attempt
Learner could not answer the questions.			
Learner answered most of the questions.			
Learner answered all the questions.			

- Oral about the solar system- Show and tell
- A story board about the planets
- A story board about planet earth

A different rubric will be used