

**KZN DEPARTMENT OF EDUCATION
GREENBURY SECONDARY SCHOOL
THIRD QUARTERLY TEST - 2016
GEOGRAPHY - GRADE 10**

EXAMINER : R. RANGANATHAN **DATE** : 28/09/2016
MODERATOR : S. SINGH **DURATION** : 1 HOUR
MAX MARKS : 100

INSTRUCTIONS

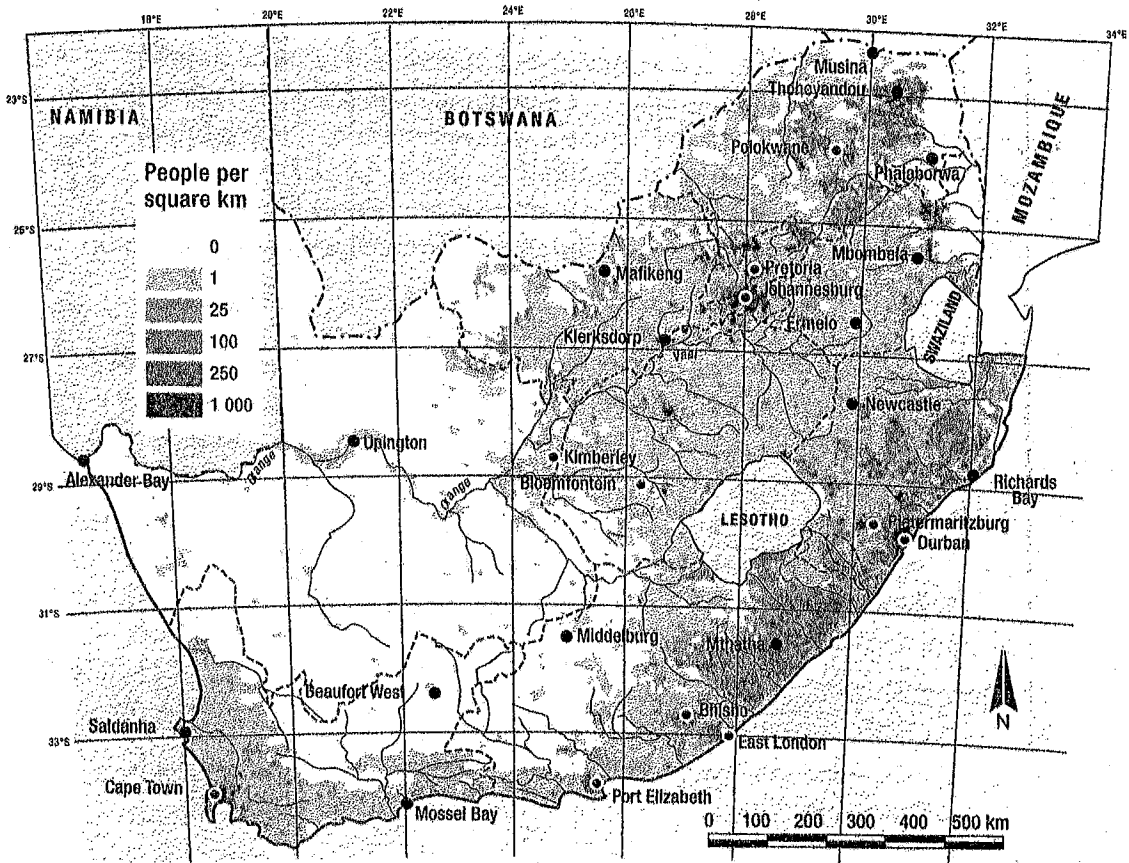
1. This paper consists of 3 Questions and 5 pages.
2. Write neatly and legibly. Use a black or blue pen only.
3. Number your answers as per question paper. Answer all questions.

QUESTION 1

- 1.1 Match the statements in Column A with the terms in Column B. Write down the numbers and next to each, the correct letter.

COLUMN A	COLUMN B
1.1.1 The physical count of a population.	a) Population geography
1.1.2 Rapid growth over short period of time.	b) Famine
1.1.3 Model explaining how country's population changes over time.	c) Literacy rate
1.1.4 Serious shortage of food resulting in death.	d) Exponential growth
1.1.5 Percentage of population that can read and write.	e) Fertility rate
1.1.6 The number of deaths per 1000 infants.	f) Demographic transitional
1.1.7 Imbalance between population and resources.	g) Census
1.1.8 People forced to leave their country because of war.	h) Infant mortality rate
1.1.9 Rate at which babies are born in a country.	i) Overpopulation
1.1.10 Study of the size, composition and growth of world population.	j) Refugees
	k) Birth rate
	l) Death rate

1.2 Refer to Source 1 below (South Africa's population distribution) and answer the questions that follow.




- 1.2.1 Differentiate between population distribution and population density. [4]
- 1.2.2 Comment on the distribution of South Africa's population. [3]
- 1.2.3 List three factors resulting in this population distribution. (ans 1.2.2) [3]
- 1.2.4 Which province has the lowest density? [2]
- 1.2.5 Why do you think the province you named (ans 1.2.4) has the lowest density? [3]
- 1.2.6 Refer to Durban :
 a) Along which ocean does Durban lie? [3]
 b) Explain why Durban has a high population density. [3]

[21]

QUESTION 2

2.1 Refer to Source 2 below and answer the questions that follow.

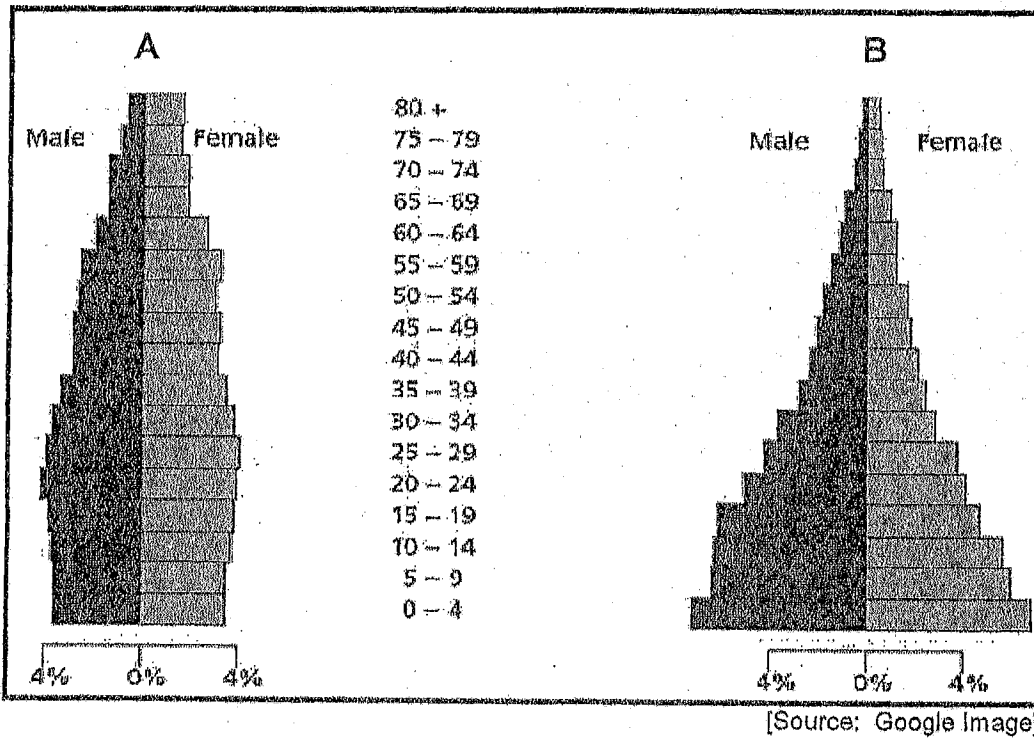


[Source: Google Image]

- 2.1.1 Identify the type of migration depicted. [3]
- 2.1.2 List 2 push factors (negative factors) that push people away from rural areas). [2X2=4]
- 2.1.3 Discuss 2 consequences of this type of movement on urban areas. [2X2=4]
- 2.1.4 Define the term 'urbanisation'. [3]
- 2.1.5 What can be done by the government to reduce this type of migration? (2 answers). [3X2=6]

[20]

2.2 Refer to Source 3 below (population pyramids A and B and answer the questions that follow.



- 2.2.1 What is a population pyramid? [3]
- 2.2.2 Classify Pyramid A and B on the basis of shape. [4]
- 2.2.3 State the age group that has the largest population in Pyramid B. [3]
- 2.2.4 Pyramid A has a higher life expectancy. Explain your understanding of life expectancy. [3]
- 2.2.5 Give 2 reasons for the high life expectancy in Pyramid A. [2X3=6]
- 2.2.6 Which Pyramid, A or B will South Africa be associated with? [3]

[22]

QUESTION 3

3.1 Refer to Source 4 below (Case Study) and answer the questions that follow.

Case study: Effects of voluntary migration from South Africa
Fleeing from South Africa: why are the best and brightest leaving Africa's most successful state?

14 February 2009

The South African government doesn't keep reliable emigration statistics. But a number of recent independent studies show that mass departures from South Africa are ongoing and are sapping the nation of its skilled and best-educated young citizens. The most dramatic figures can be found among South African whites. Some 800 000 out of a total white population of 4 million have left since 1995, by one count. But black South Africans are also expressing the desire to leave. In the last 12 years, the number of

blacks graduating in South Africa with advanced degrees has grown from 361 000 to 1,4 million a year. But in that time the number of those expressing high hopes to emigrate has doubled. As growing numbers of these graduates express a desire to emigrate, the prospects for continued black economic empowerment are dimming.

Of the country's 25 000 registered accountants, a quarter now live overseas. Engineers, doctors, nurses and accountants are all in increasingly short supply. South Africa's doctors are

"constantly being poached" by places like Canada, Australia and the United States (Minister Hogan, 2009). Banks and investment companies are forced to look for talent overseas, and Eskom has recently begun scrambling to attract electrical engineers back home, but with little success.

The primary driver for emigration among all groups is fear of crime and pressing national concerns like energy. (adapted from S. Johnson, "Fleeing from South Africa", *Newsweek*, 14 February 2009).

3.1.1 Define the following terms :

- a) Voluntary Migration [3]
 b) Emigration [3]

3.1.2 Why do you think that mostly whites are leaving South Africa? [3]

3.1.3 What type of professional people are leaving South Africa? [2]

3.1.4 Name 2 countries that they are moving to? [2X2=4]

3.1.5 What are the main reasons for this movement? (2 answers) [2X3=6]

3.1.6 Discuss TWO effects that this movement will have on the South African economy. [2X3=6]

GREENBURY SECONDARY SCHOOL



DEPARTMENT OF HSS
 H.O.D. MR D RAMASAMI

R. Ramasami
 16/09/16

[27]

TOTAL = [100]



September Controlled Test

Geography Grade 10

Marking Memo & Model answers

1.1.1 G

1.1.6 H

1.1.2 D

1.1.7 I

1.1.3 F

1.1.8 J

1.1.4 B

1.1.9 K

1.1.5 C

1.1.10 A

1.2.1 Pop distribution - spread of a country - / Pattern

Pop. density - no. of people in a km^2 area.

1.2.2 Uneven distribution

1.2.3. Better Infrastructure

Terrain - people don't live on hilly terrain

Better Jobs

Drought

Better Amenities

Desert areas / Arid / semi Arid

1.2.4. Northern Cape

1.2.5. Not properly developed / Dry - lack of Water \rightarrow Few Pipelines

Poor infrastructure / Electrification Poor / Not enough opportunities eg jobs.

- Few prospects \rightarrow business expansion / Lack potential for growth.

1.2.6. a) INDIAN OCEAN

b) - Along the Coast - Aesthetics etc

- Well developed infrastructure eg harbour \rightarrow stimulate trade \rightarrow Economy.

- Plenty of Job opportunities / Business Opportunities

- Lovely climate / Sub-Tropical

- Lower cost of living compared to other provinces / cities

2.1.1. Rural - Urban Migration

2.1.2. Drought / Lack of Arable land / Jobs / Poor Infrastructure
Lack of: Educⁿ, Med, Recreational facilities.

2.1.3. - Overpopulation - not enough resources to support I. population.
- Lack of Housing - lead to Informal settlements (Shacks)
- Unhygienic Conditions.
- Social Ills - lead to prostitution → HIV Aids.
- Crime - people have no jobs → poverty → hence Crime.

2.1.4. Urbanisation - increase in the percentage of people living in Urban areas.

2.1.5. Improve Rural areas. / Develop rural areas eg.

i) Build better schools

ii) Create more jobs

iii) Develop infrastructure like - piped Water / Electricity / Roads / bridges / rail.

iv) Improve health care - more hospitals / clinics

v) Provide better recreational facilities / Amenities

2.2.1. - Graphical representation showing age-sex structure of a country's population

2.2.2. A - Bell shaped

B - Triangular

2.2.3. 0-4 yrs

2.2.4. The average no. of years that a person is expected to live

2.2.5. Better healthcare

Better Nutrition

More money → hence can afford food/medication/sanitation etc.

2.2.6. B.

Question 3.

3.1.1. a) Voluntary Migration - when you move on your own
free will - Have a choice.

b) Emigration

→ People leaving/exiting a country eg.
When you leave S.A, you emigrate..

3.1.2. New laws in the New dispensation - post apartheid laws
eg. BEE and Affirmative Action.

3.1.3. Accountants, engineers, doctors, nurses

3.1.4. Canada, Australia and USA.

3.1.5. Fear of Crime and National Concerns eg. Energy.

3.1.6. Brain drain - not enough professionals / lack of skills

- Low production → impact - rely on economy.

- S.A will have to pay money to encourage professionals / skilled people
to come on contract to work in S.A.

- Electrical Engineers will have to be imported - Eskom

Banks & investment companies.

