

PLEASE FOLLOW THESE INSTRUCTIONS CAREFULLY	VOLG ASSEBLIEF HIERDIE INSTRUKSIES NOUKEURIG
1. Clearly write your examination number and centre number in the space provided and attach your barcode label in the space provided.	1. <i>Skryf jou eksamennommer en sentrumnummer duidelik in die ruimtes soos verskaf en plak jou stafieskodeplakker in die ruimte soos verskaf.</i>
2. Remember that your own name (or the name of your school) may not appear anywhere on or in this answer book.	2. <i>Onthou dat jou eie naam (of die naam van jou skool) nie op of in hierdie antwoordeboek mag voorkom nie.</i>
3. Answer ALL questions in the spaces provided.	3. <i>Beantwoord ALLE vrae in die ruimtes wat voorsien is.</i>
4. No pages may be torn from this answer book.	4. <i>Geen bladsye mag uit hierdie antwoordeboek geskeur word nie.</i>
5. Read the instructions printed on your timetable carefully as well as any other instructions which may be given in each examination paper.	5. <i>Lees die instruksies wat op jou eksamenrooster gedruk is, sorgvuldig deur, asook enige ander instruksies wat op elke eksamenvraestel gegee word.</i>
6. Candidates may not retain an answer book or remove it from the examination room.	6. <i>Geen antwoordeboek mag deur die kandidaat behou of uit die eksamenlokaal verwyder word nie.</i>
7. Answers must be written in black/blue ink as distinctly as possible. Do not write in the margins.	7. <i>Skryf die antwoorde so duidelik moontlik met swart/blou ink. Laat die kantlyne oop.</i>
8. Write the numbers of the questions you have answered on the front cover of the answer book where marks are to be recorded.	8. <i>Skryf die nommers van die vrae wat jy beantwoord het op die voorblad van die antwoordeboek waar die punte aangebring word.</i>
9. If you require additional space for your answers: 9.1 Use the additional space provided at the end of the answer book. 9.2 When answering a question in the additional space, indicate clearly the question number in the column on the LHS. 9.3 Rule off after each answer.	9. <i>In geval jy bykomende ruimte benodig vir jou antwoorde:</i> 9.1 <i>Gebruik die bykomende ruimte wat aan die einde van die antwoordeboek voorsien word.</i> 9.2 <i>As 'n vraag in die bykomende ruimte beantwoord word, dui duidelik die vraagnommer in die kolom aan die LK aan.</i> 9.3 <i>Trek 'n lyn na elke antwoord.</i>
10. Draw a neat line through any work/rough work that must not be marked.	10. <i>Trek 'n netjiese lyn deur enige werk/rofwerk wat nie nagesien moet word nie.</i>

QUESTION/VRAAG 1

Distance travelled (in km)/ Afstand gery (in km) (x)	180	200	400	600	170	350	270	300
Amount of rest time (in minutes)/ Hoeveelheid rustyd (in minute) (y)	20	25	55	120	15	50	40	45

	Solution/Oplissing	Marks Punte
1.1		(3)
1.2		(2)
1.3		(1)
1.4		(1)

1.5

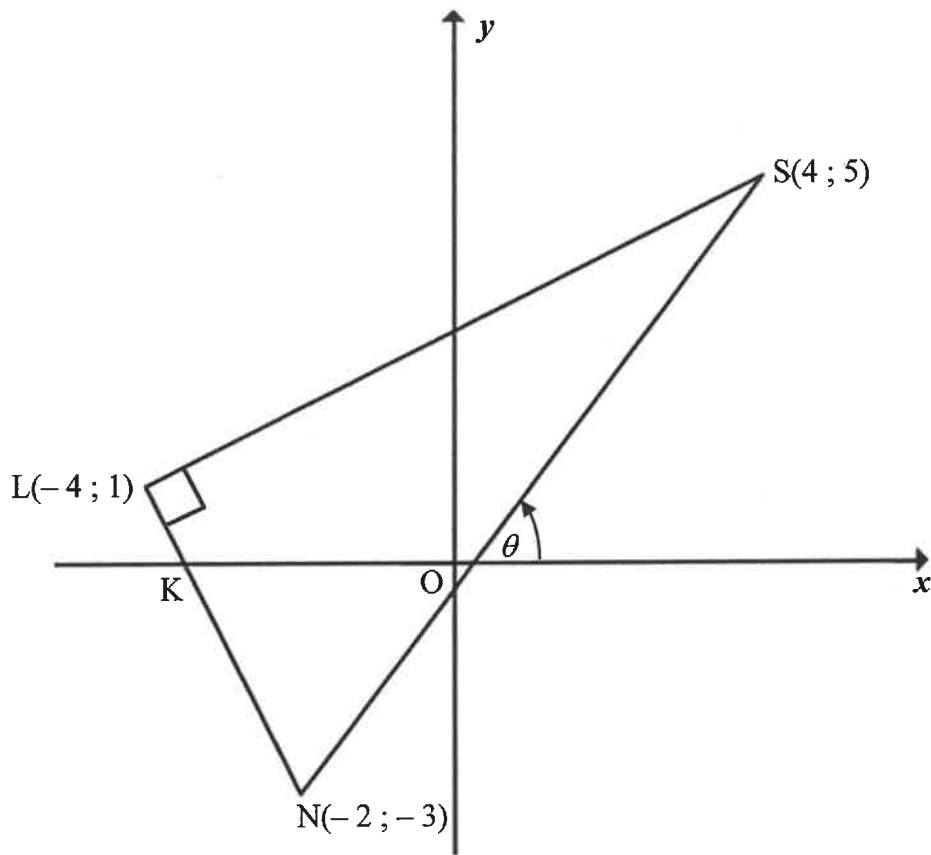
100	150	130	200	50	180	200	190
-----	-----	-----	-----	----	-----	-----	-----

	Solution/Oplissing	Marks Punte
1.5.1		(2)
1.5.2		(1)
1.5.3		(2)
		[12]

QUESTION/VRAAG 2

	Solution/Oplissing	Marks Punte																		
2.1	<table border="1"> <thead> <tr> <th>Number of glasses of water drank per day/ Aantal glase water per dag gedrink</th> <th>Number of staff members/ Getal personeellede</th> <th>Cumulative frequency/ Kumulatiewe frekwensie</th> </tr> </thead> <tbody> <tr> <td>$0 \leq x < 2$</td> <td>5</td> <td></td> </tr> <tr> <td>$2 \leq x < 4$</td> <td>15</td> <td></td> </tr> <tr> <td>$4 \leq x < 6$</td> <td>13</td> <td></td> </tr> <tr> <td>$6 \leq x < 8$</td> <td>5</td> <td></td> </tr> <tr> <td>$8 \leq x < 10$</td> <td>2</td> <td></td> </tr> </tbody> </table>	Number of glasses of water drank per day/ Aantal glase water per dag gedrink	Number of staff members/ Getal personeellede	Cumulative frequency/ Kumulatiewe frekwensie	$0 \leq x < 2$	5		$2 \leq x < 4$	15		$4 \leq x < 6$	13		$6 \leq x < 8$	5		$8 \leq x < 10$	2		(2)
Number of glasses of water drank per day/ Aantal glase water per dag gedrink	Number of staff members/ Getal personeellede	Cumulative frequency/ Kumulatiewe frekwensie																		
$0 \leq x < 2$	5																			
$2 \leq x < 4$	15																			
$4 \leq x < 6$	13																			
$6 \leq x < 8$	5																			
$8 \leq x < 10$	2																			
2.2		(1)																		
2.3		(1)																		
2.4		(4)																		
		[8]																		

QUESTION/VRAAG 3

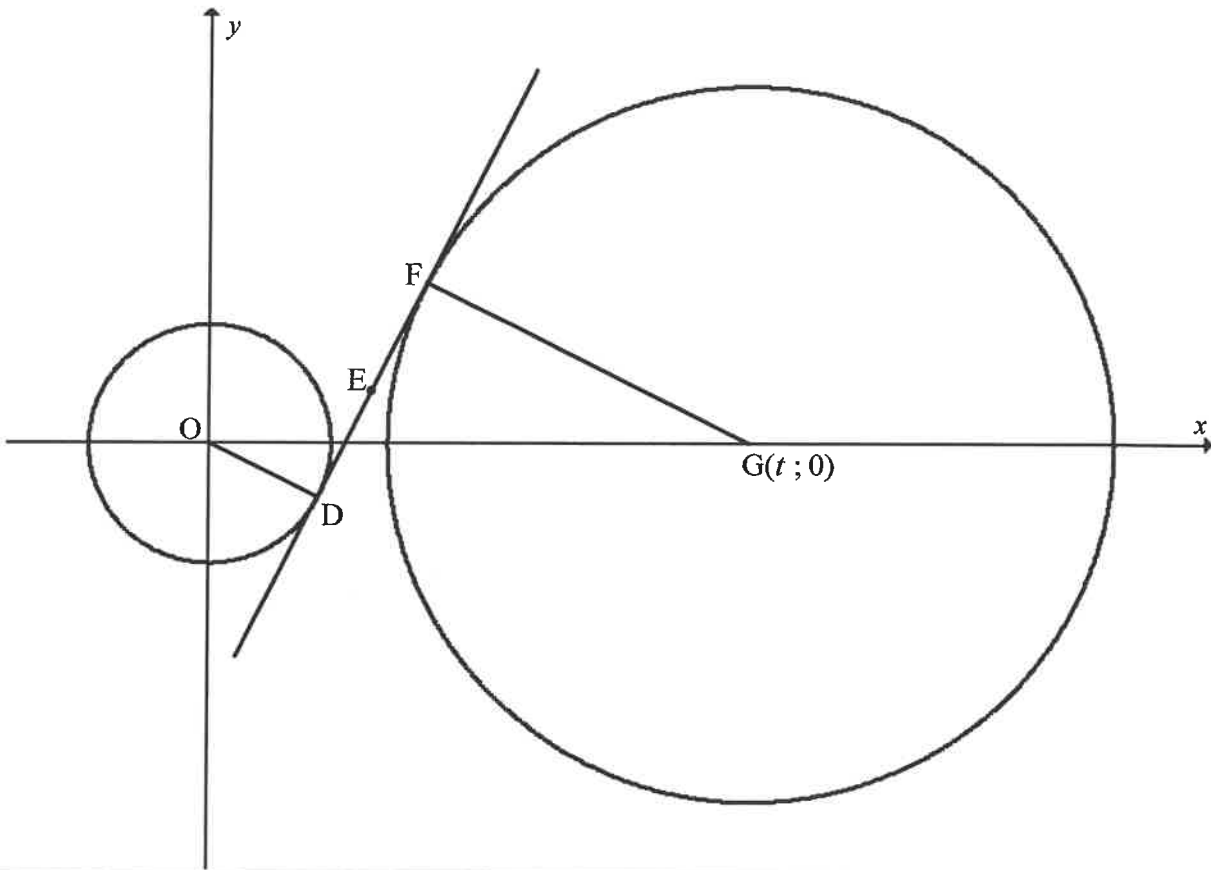


	Solution/Oplissing	Marks Punte
3.1		
		(2)
3.2		
		(2)

	Solution/Oplissing	Marks Punte
3.3		(2)
3.4		(3)
3.5		(3)
3.6		(3)

	Solution/Oplissing	Marks Punte
3.7		
3.8		
		[20]

QUESTION/VRAAG 4



	Solution/Oplissing	Marks Punte
4.1		(2)
4.2		(3)

	Solution/Oplossing	Marks Punte
4.3		(4)
4.4		(3)
4.5		(4)
4.6		(4)
		[20]

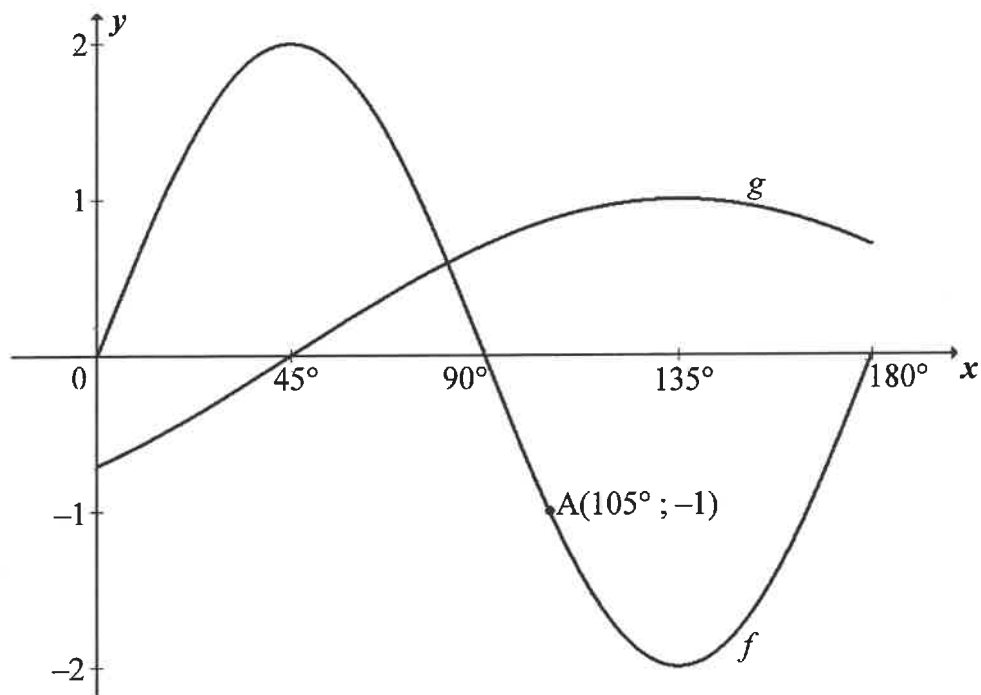
QUESTION/VRAAG 5

	Solution/Oplissing	Marks Punte
5.1.1	<div style="border: 1px solid black; height: 235px; width: 100%;"></div>	(3)
5.1.2	<div style="border: 1px solid black; height: 183px; width: 100%;"></div>	(3)
5.1.3	<div style="border: 1px solid black; height: 184px; width: 100%;"></div>	(3)

	Solution/Oplossing	Marks Punte
5.2.1		
5.2.2		
5.2.3		
5.3.1		

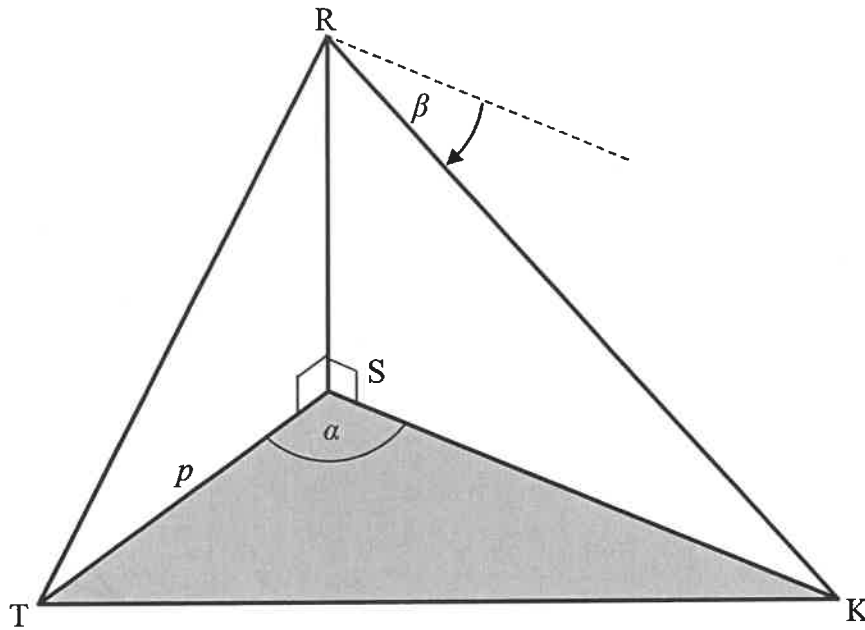
	Solution/Oplissing	Marks Punte
5.3.2		(5)
5.4		(6)
		[31]

QUESTION/VRAAG 6



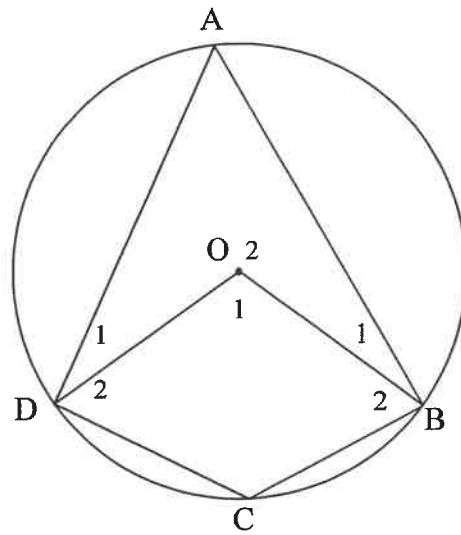
	Solution/Oplissing	Marks Punte
6.1		(1)
6.2		(2)
6.3.1		(2)
6.3.2		(2)
6.4		(3)
6.5		(2)
		[12]

QUESTION/VRAAG 7



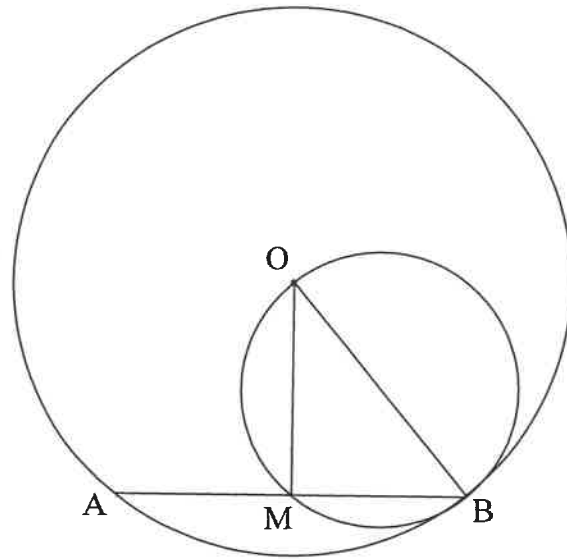
	Solution/Oplissing	Marks Punte
7.1		(2)
7.2		(2)
7.3		(3)
		[7]

8.2



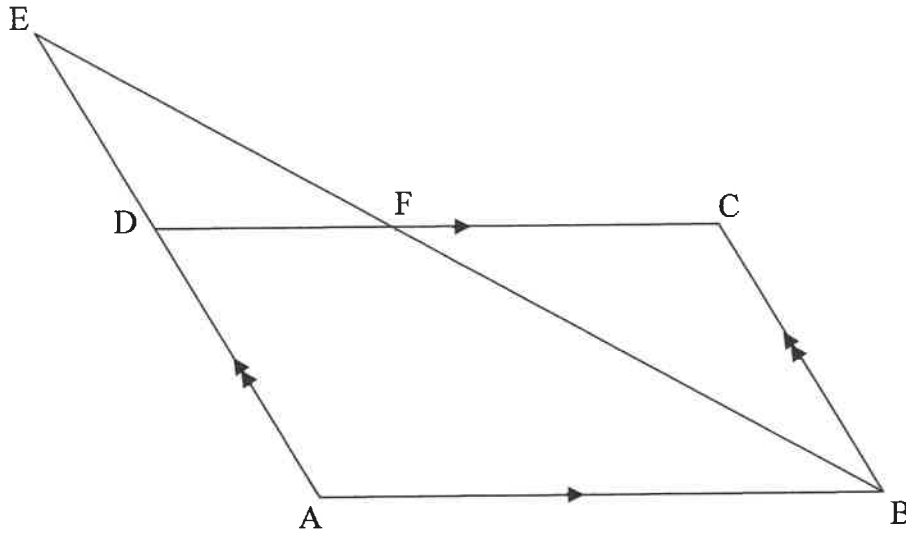
	Solution/ <i>Oplossing</i>	Marks <i>Punte</i>
		(5)

8.3



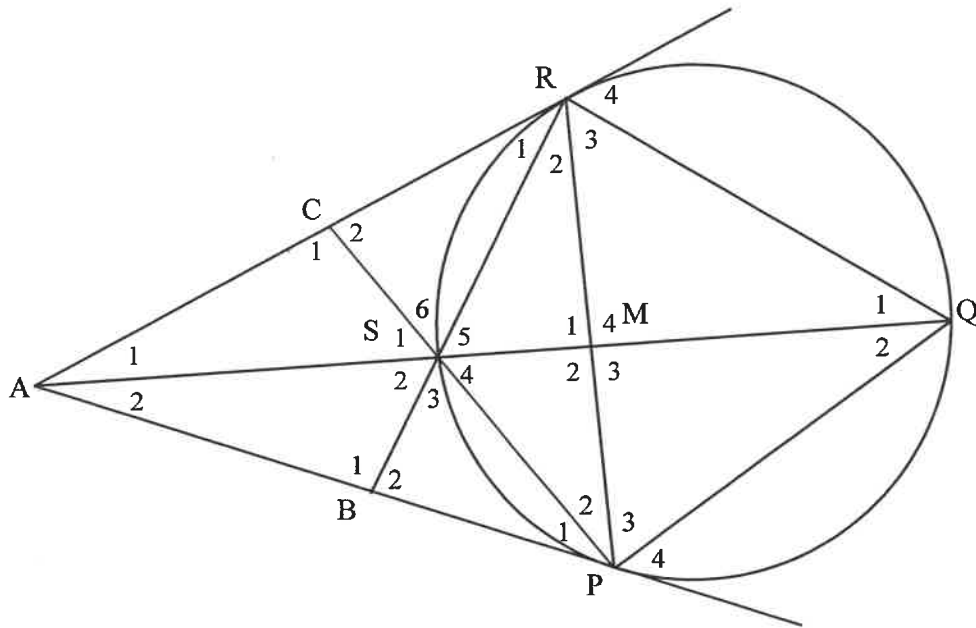
	Solution/Oplissing	Marks Punte
8.3.1		(2)
8.3.2		(4)
		[16]

QUESTION/VRAAG 9



	Solution/Oplissing	Marks Punte
9.1		(3)
9.2		(3)
9.3		(3)
		(3)
		[9]

QUESTION/VRAAG 10



	Solution/Oplissing	Marks Punte
10.1		(5)
10.2		(4)

	Solution/Oplossing	Marks Punte
10.3		
		(6) [15]

RE-MARK/RE-CHECK HERMERK/HERSIEN				
Question <i>Vraag</i>	Marks <i>Punte</i>			Initials <i>Voorletters</i>
TOTAL TOTAAL				
HASH TOTAL KAF- TOTAAL				